



# RECHARGE

## PASSION SPAS PURE COLLECTION



### SPECIFICATIONS/GENERAL

Dimensions L x W x H.....	Ø 200 x 85 cm
Number of Seats.....	7
Capacity in Liter.....	1340
Dry Weight in kg.....	220
Full Weight in kg.....	1560
Shell Material.....	Aristech® Acrylic with Vinylester and Polyester
Synthetic Maintenance Free Cabinet.....	Standard
Removable Side Panels.....	4
Cabinet Material.....	Synthetic
Durable Support System.....	Synthetic
Everlast™ Full Floor Support Material.....	Synthetic
High Density Urethane Insulation.....	Standard

### WATER SYSTEM

Total jets.....	61
Water Jets, Stainless Steel.....	46
Air Injector Jets.....	14
Air Control Valve.....	1
Filters / Surface.....	(1) 50 Square Feet
Side Access Skim Filter.....	High-Volume Side Load Skimmer
Floor Drain.....	1
External Drain.....	1
Hi Flow Suctions.....	2
5" Massage Jets, Directional, Rotational and Pulsational.....	3
3" Directional Jets.....	26
2" Directional Jets.....	18
Ozone Jets.....	2

### SPECIAL FEATURES

Soft Air Massage System .....	Standard
Molded Headrest Soft Pillows with LED Light.....	2
StarBrite Interior LED Light System.....	Standard
Water Fall with LED.....	1
Exterior Corner LED Lighting .....	2
Aromatherapy System .....	Standard
Ozone Sanitation System .....	Standard
Ultra Efficient Dual-Wrap Cabinet Insulation.....	Standard
5/4 Ultra Efficient Walk-On Cover.....	Standard

### PUMP INFORMATION

Massage Pump I: LX LP300.....	2,2 kW
Filtration Pump: LX WTC50M.....	200 W
Air Pump: LX AP300.....	300 W

### ELECTRICAL SYSTEM

Voltage.....	220V
Amperage.....	38 AMP
Full Flow Electric Heater.....	3 kW
Control System.....	Balboa GS510DZ
Light (18 x Multi Color LED).....	Standard
Electronic Topside Control.....	Balboa VL801D

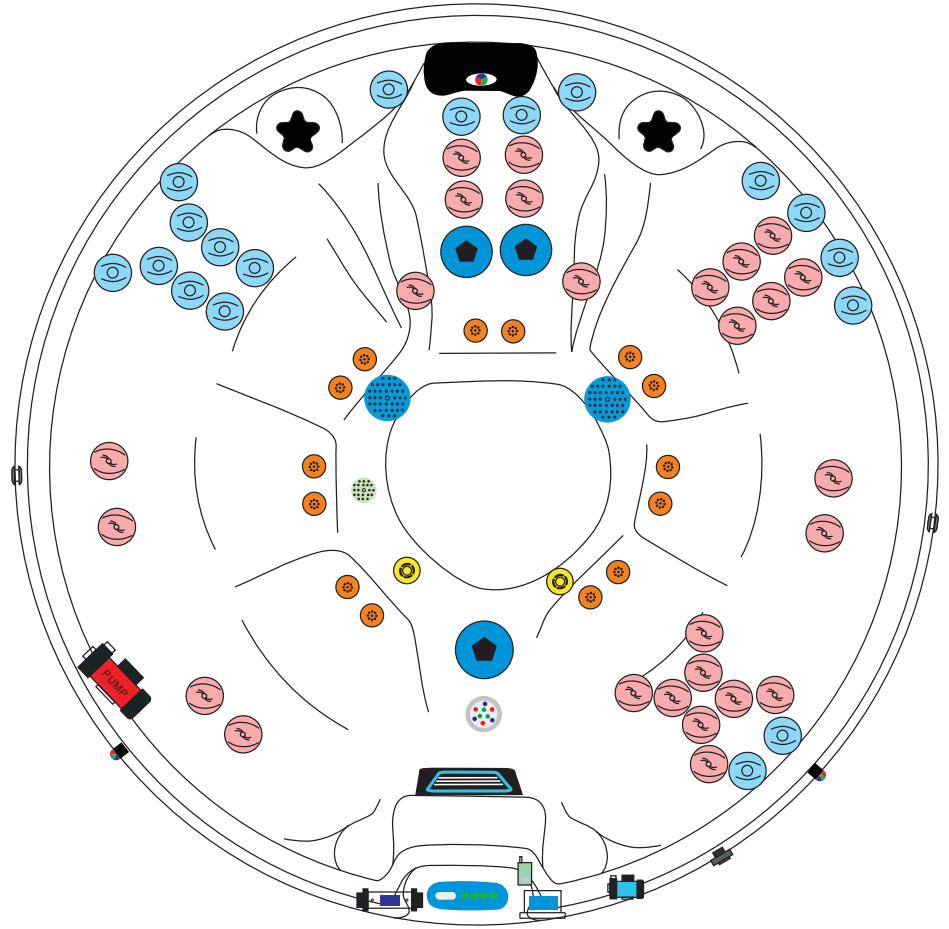










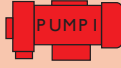




**passion**  
spas | love your senses

# RECHARGE

## PASSION SPAS PURE COLLECTION

**POWER SUPPLY**  
1x 16A/230V or  
2x 16A/230V



	Clusterjet 151322	18pcs		Air Control	150520		Controller & Heater 151103 GS510DZ
	Clusterjet 150126	26pcs		Pillow	150403		Drainage 150511
	Power Jet 150155	3pcs		Skimmer Front Filter 6ch-940	150928 151140		WTC50 Circ. Pump 150817
	Blowerjet 150561	14pcs		LP300 Mass. Pump	150818		VL801D Display 151075
	Spa Light 150766	1pc					
	Suction 150516	1pc					
	Suction 150517	2pcs					